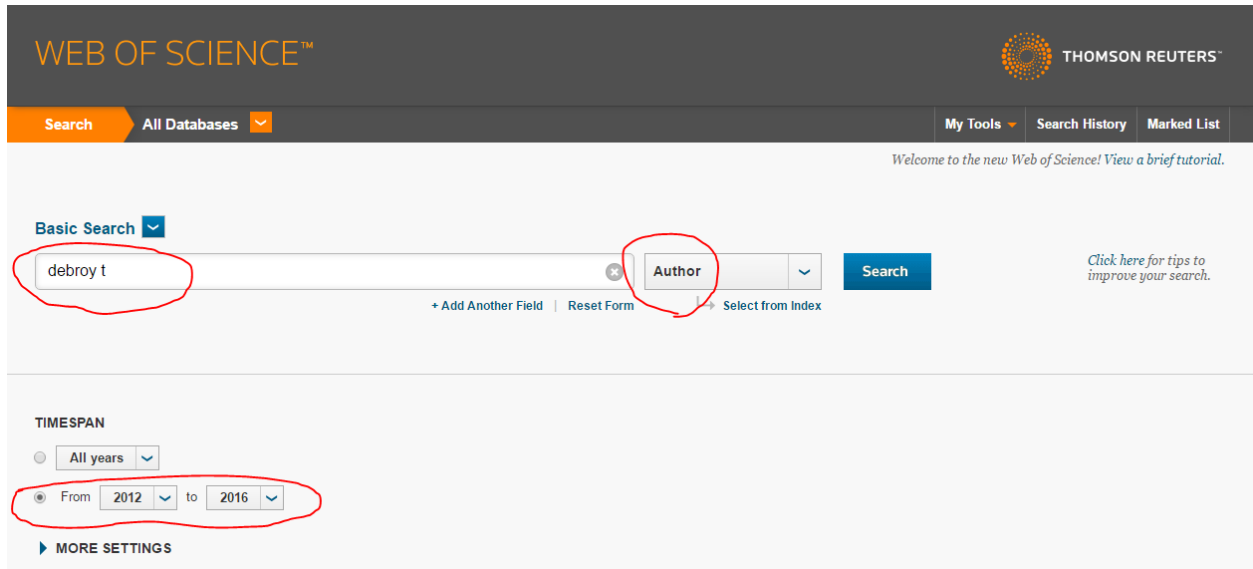


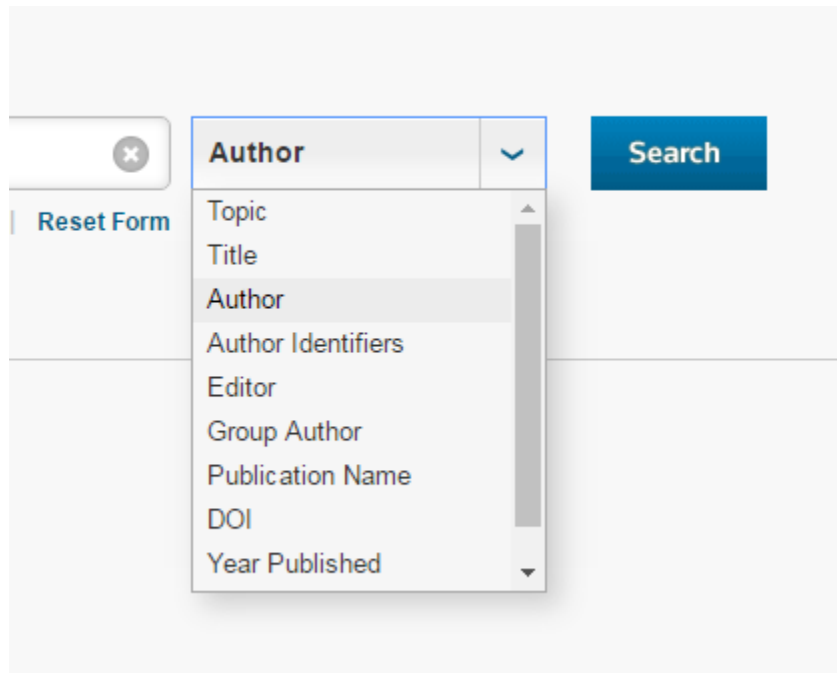
Step 1: Creating citation database in Web of Science

Go to Web of Science website: <http://apps.webofknowledge.com/>



The screenshot shows the Web of Science search interface. The search bar contains the text "debroy t" and the field is set to "Author". The timespan is set to "From 2012 to 2016". The "Search" button is visible. The interface includes a navigation bar with "Search" and "All Databases" options, and a "Basic Search" dropdown menu. The "Timespan" section shows "All years" selected, and the "From" and "to" fields are set to "2012" and "2016" respectively. A "MORE SETTINGS" link is also present.

Here, articles by Prof. T. DebRoy from the year 2012 to 2016 have been searched. Instead of “author”, there are other fields in the drop down menu as shown below. Multiple field search can be done by adding other fields by clicking on “Add Another Field”



The close-up shows the search field dropdown menu. The menu is open, showing options: Author, Topic, Title, Author, Author Identifiers, Editor, Group Author, Publication Name, DOI, and Year Published. The "Author" option is currently selected. The "Search" button is visible to the right of the dropdown menu.

After clicking on “Search”, the page shown below will appear.

WEB OF SCIENCE™ THOMSON REUTERS™

Search My Tools Search History Marked List

Results: 35 (from All Databases)

You searched for: AUTHOR: (debr oy t) ...More

Refine Results

Search within results for...

Databases

Research Domains

SCIENCE TECHNOLOGY

Refine

Research Areas

METALLURGY METALLURGICAL ENGINEERING

MATERIALS SCIENCE

PHYSICS

ENGINEERING

SCIENCE TECHNOLOGY OTHER TOPICS

more options / values...

Refine

Sort by: Publication Date -- newest to oldest

Page 1 of 1

Select Page

Save to EndNote desk...

Add to Marked List

Create Citation Report

Times Cited: 0 (from All Databases)

Usage Count

1. **Printability of alloys for additive manufacturing**
By: Mukherjee, T.; Zuback, J. S.; De, A.; et al.
SCIENTIFIC REPORTS Volume: 6 Article Number: 9717 Published: JAN 22 2016
GET IT! PRINT View Abstract

2. **Porosity in Thick Section Alloy 690 Welds - Experiments, Modeling, Mechanism, and Remedy**
By: Blecher, J. J.; Palmer, T. A.; Debroy, T.
WELDING JOURNAL Volume: 95 Issue: 1 Pages: 17S-26S Published: JAN 2016
GET IT! PRINT View Abstract

3. **Evolution of solidification texture during additive manufacturing**
By: Wei, H. L.; Mazumder, J.; DebRoy, T.
SCIENTIFIC REPORTS Volume: 5 Article Number: 16446 Published: NOV 10 2015
GET IT! PRINT View Abstract

4. **Asymmetry in steel welds with dissimilar amounts of sulfur**
By: Wei, H. L.; Pal, S.; Manvatkar, V.; et al.
SCRIPTA MATERIALIA Volume: 108 Pages: 88-91 Published: NOV 2015
GET IT! PRINT View Abstract

5. **Employing microsecond pulses to form laser-fired contacts in photovoltaic devices**
By: Raghavan, Ashwin S.; Palmer, Todd A.; Kragh-Buetow, Katherine C.; et al.
PROGRESS IN PHOTOVOLTAICS Volume: 23 Issue: 8 Pages: 1025-1036 Published: AUG 2015
GET IT! PRINT View Abstract

Times Cited: 2 (from All Databases)

Usage Count

Times Cited: 0 (from All Databases)

Usage Count

Times Cited: 0 (from All Databases)

Usage Count

Times Cited: 0 (from All Databases)

Usage Count

The search result database can be refined based on “Research Domains” and “Research Areas”.

Here, 35 articles have been found from the database.

To create the citation database the desired articles can be selected individually or to select all the articles click on “Select Page”.

After selection, click on “Add to Marked List” to create the database list. After clicking the window shown below will appear.

WEB OF SCIENCE™ THOMSON REUTERS™

Search My Tools Search History **Marked List 35**

Results: 35 (from All Databases)

You searched for: AUTHOR: (debr oy t) ...More

Refine Results

Search within results for...

Databases

Research Domains

SCIENCE TECHNOLOGY Refine

Research Areas

METALLURGY METALLURGICAL ENGINEERING
 MATERIALS SCIENCE
 PHYSICS
 ENGINEERING
 SCIENCE TECHNOLOGY OTHER TOPICS

more options / values... Refine

Sort by: Publication Date – newest to oldest

Page 1 of 1

Select Page [] [] Save to EndNote desk... Add to Marked List Create Citation Report

1. **Printability of alloys for additive manufacturing**
 By: Mukherjee, T.; Zuback, J. S.; De, A.; et al.
 SCIENTIFIC REPORTS Volume: 6 Article Number: 9717 Published: JAN 22 2016
 GET IT! PENN STATE View Abstract Times Cited: 0 (from All Databases) Usage Count
2. **Porosity in Thick Section Alloy 690 Welds - Experiments, Modeling, Mechanism, and Remedy**
 By: Blecher, J. J.; Palmer, T. A.; DebRoy, T.
 WELDING JOURNAL Volume: 95 Issue: 1 Pages: 17S-26S Published: JAN 2016
 GET IT! PENN STATE View Abstract Times Cited: 0 (from All Databases) Usage Count
3. **Evolution of solidification texture during additive manufacturing**
 By: Wei, H. L.; Mazumder, J.; DebRoy, T.
 SCIENTIFIC REPORTS Volume: 5 Article Number: 16446 Published: NOV 10 2015
 GET IT! PENN STATE View Abstract Times Cited: 2 (from All Databases) Usage Count
4. **Asymmetry in steel welds with dissimilar amounts of sulfur**
 By: Wei, H. L.; Pal, S.; Manvatkar, V.; et al.
 SCRIPTA MATERIALIA Volume: 108 Pages: 88-91 Published: NOV 2015
 GET IT! PENN STATE View Abstract Times Cited: 0 (from All Databases) Usage Count
5. **Employing microsecond pulses to form laser-fired contacts in photovoltaic devices**
 By: Raghavan, Ashwin S.; Palmer, Todd A.; Kragh-Buetow, Katherine C.; et al.
 PROGRESS IN PHOTOVOLTAICS Volume: 23 Issue: 8 Pages: 1025-1036 Published: AUG 2015
 GET IT! PENN STATE View Abstract Times Cited: 0 (from All Databases) Usage Count

Now the database with all 35 articles has been created and stored under “Marked List”. After clicking on “Marked List” the window shown below will appear.

WEB OF SCIENCE™ THOMSON REUTERS™

Search Return to Search Results My Tools Search History **Marked List 35**

Marked List 35 records | View Derwent Compounds Marked List: 0 compounds

Save Open/Manage Clear

35 total records on the Marked List
 Output author, title, source, abstract, and times cited for all records in the Marked List.

Output Records [- Hide Output Options]

Step 1: Select records.
 All records in this list (up to 500)
 All records on page
 Records [] to []

Step 2: Select content.
 Select from the fields below: [] [] Save to EndNote online []

Step 3: Select destination. [Learn about saving to bibliographic software]

Select All | Reset

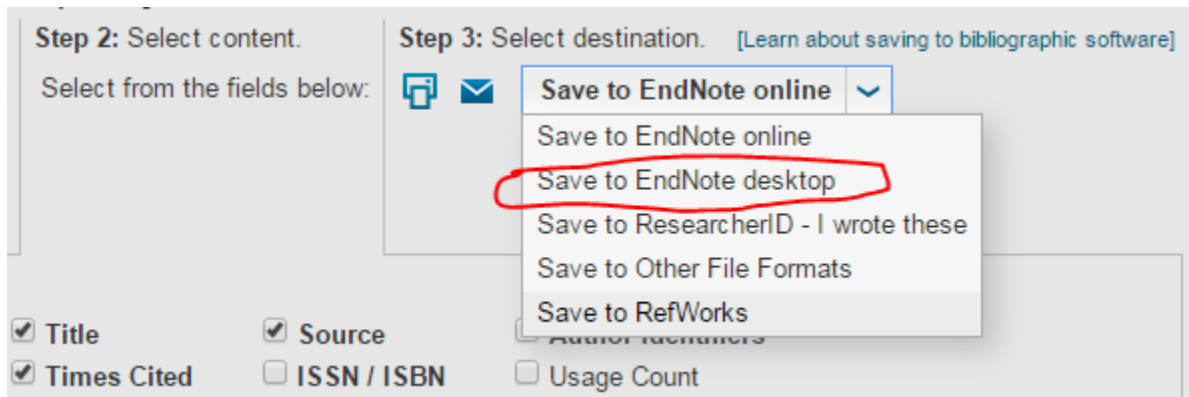
Author(s) / Editor(s) Title Source Author Identifiers
 Abstract* Times Cited ISSN / ISBN Usage Count

*Selecting these items will increase the processing time.

34 records from **Web of Science™ Core Collection**
 Output complete data from this product for these records.

1 record from **Derwent Innovations Index™**
 Output complete data from this product for these records.

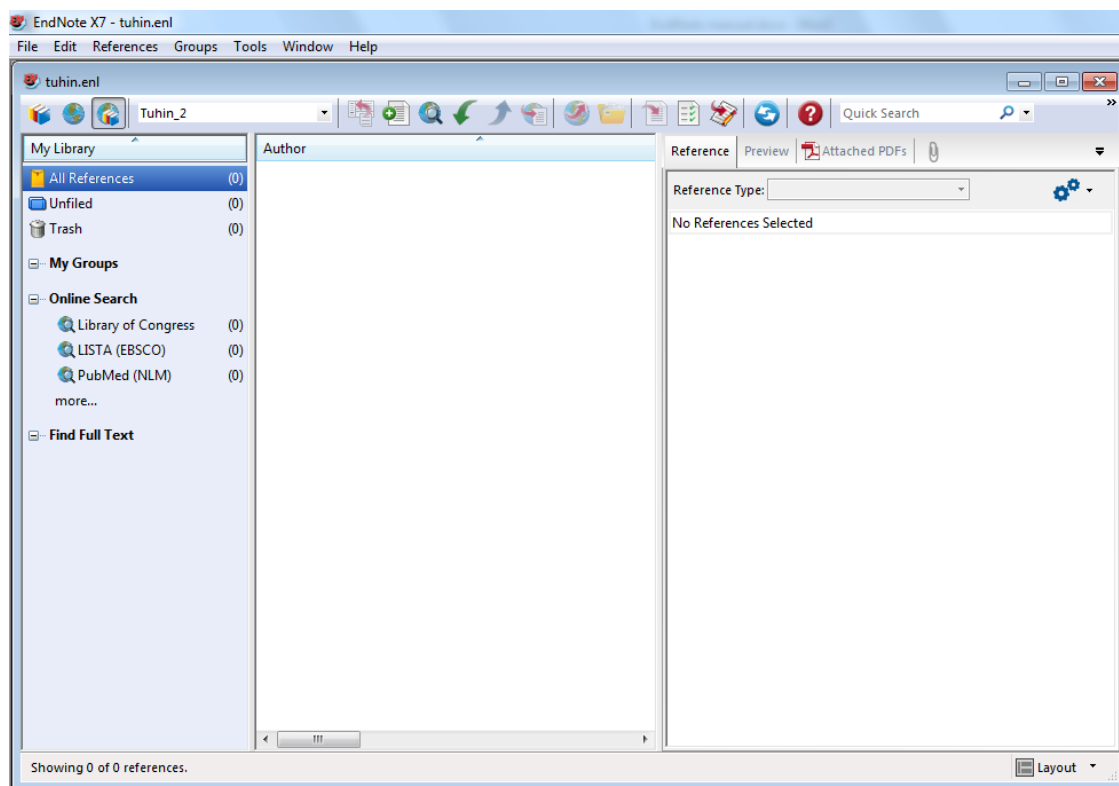
Select the content options as required in step 2. To download the citation database in computer click on the drop down menu in step 3 and select “Save to EndNote desktop”, as shown below.



One database file with .ciw extension will be downloaded automatically. Save your file in the folder of your choice.

Step 2: Create the EndNote library

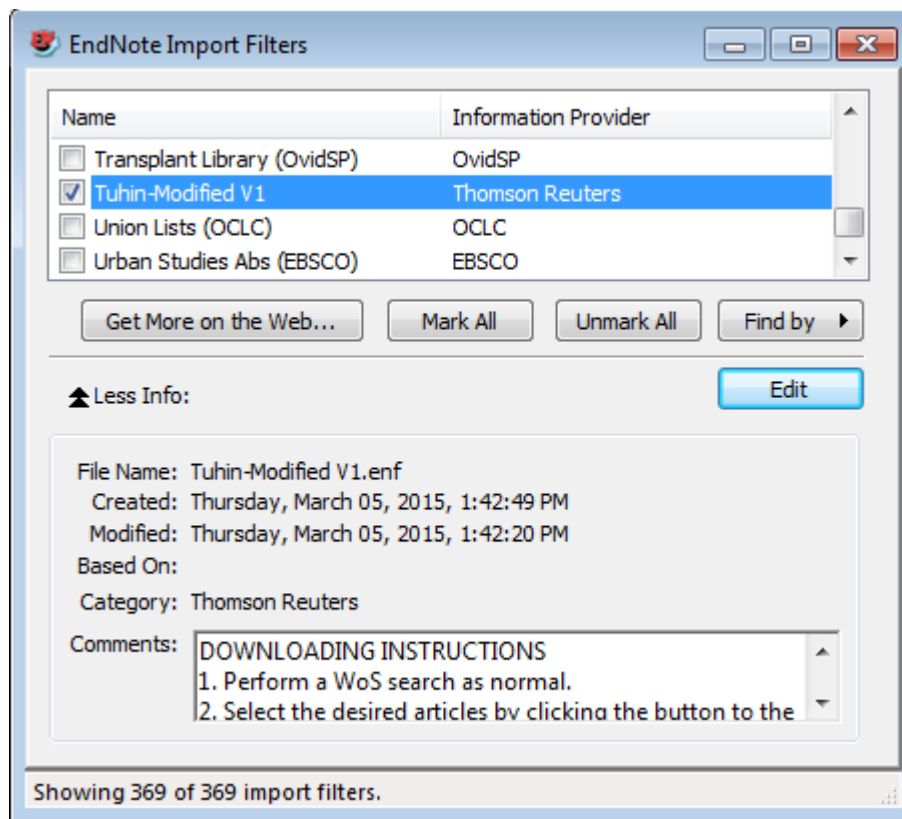
Open EndNote and go to File > New. Create an EndNote library at the folder of your choice. The library file will have .enl extension. The library created will be similar to shown below (tuhin.enl).



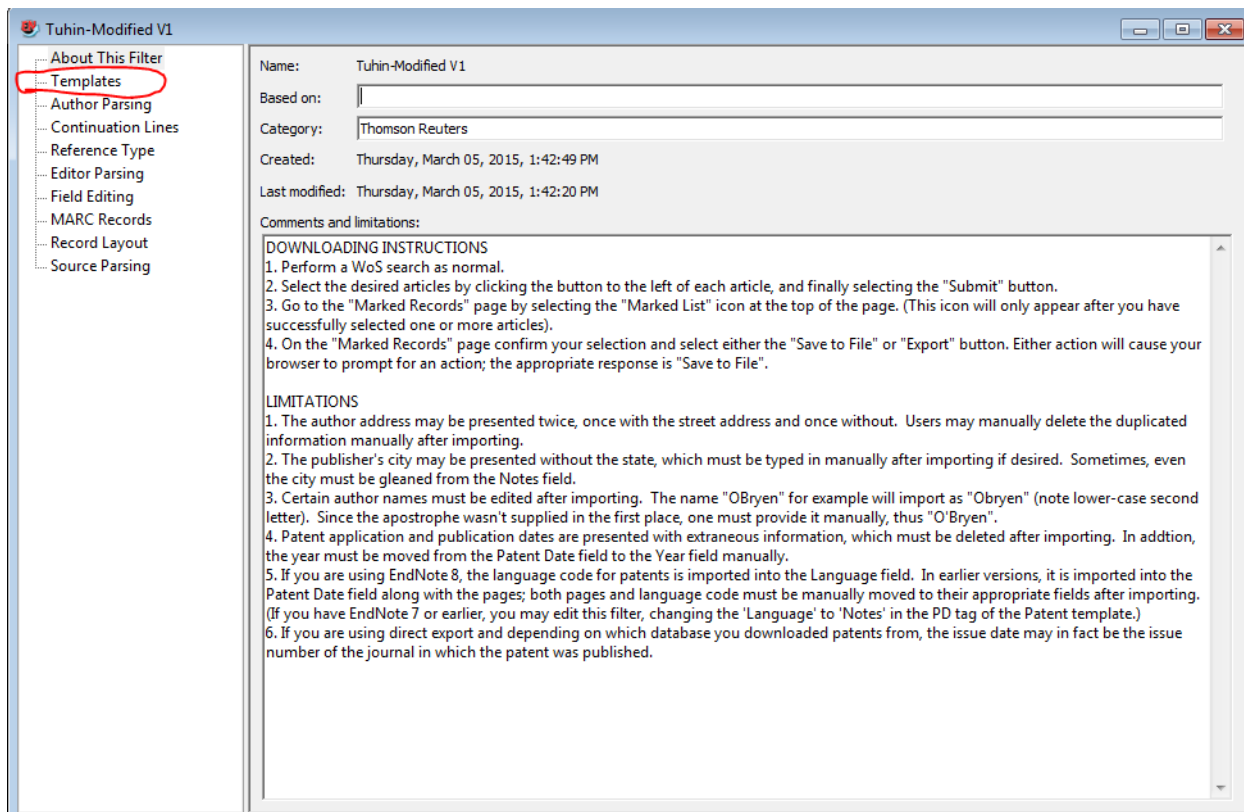
Next task is to import the .ciw file (the database) to this EndNote library (tuhin.enl). EndNote provides a large varieties of import style and citation style. Those styles cover almost all journals. However it is possible to customize you own style.

To create a customized import style, go to Edit > Import Filters > Open Filter Manager...

The window shown below will appear. Here already a customized style, “Tuhin-Modified V1” has been created. If you want to create new, select one of your most preferable format and then click on “Edit”.

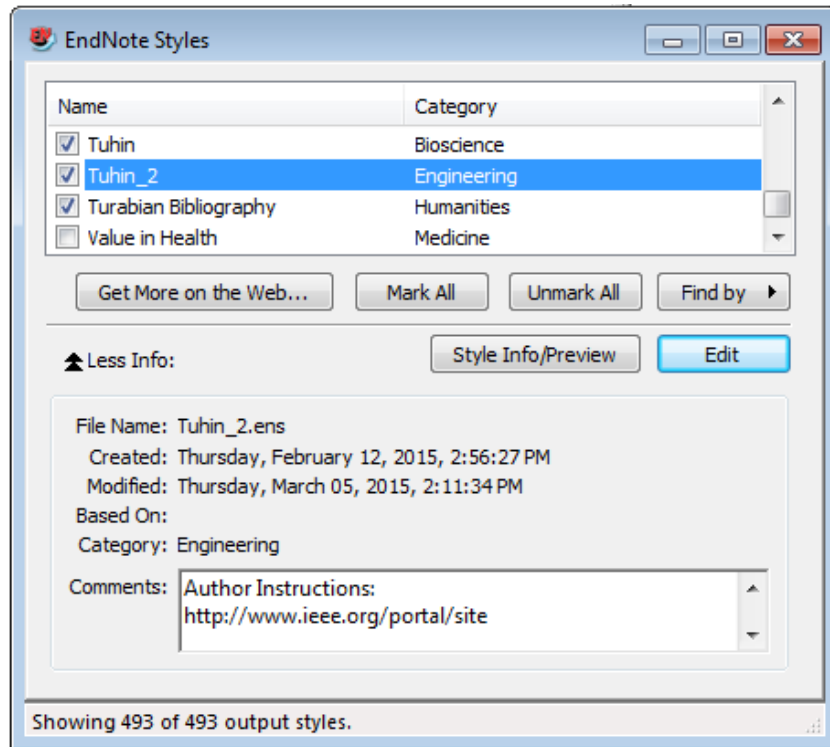


Clicking on “Edit” will show the window shown below. Click on “Templates” and edit the style.

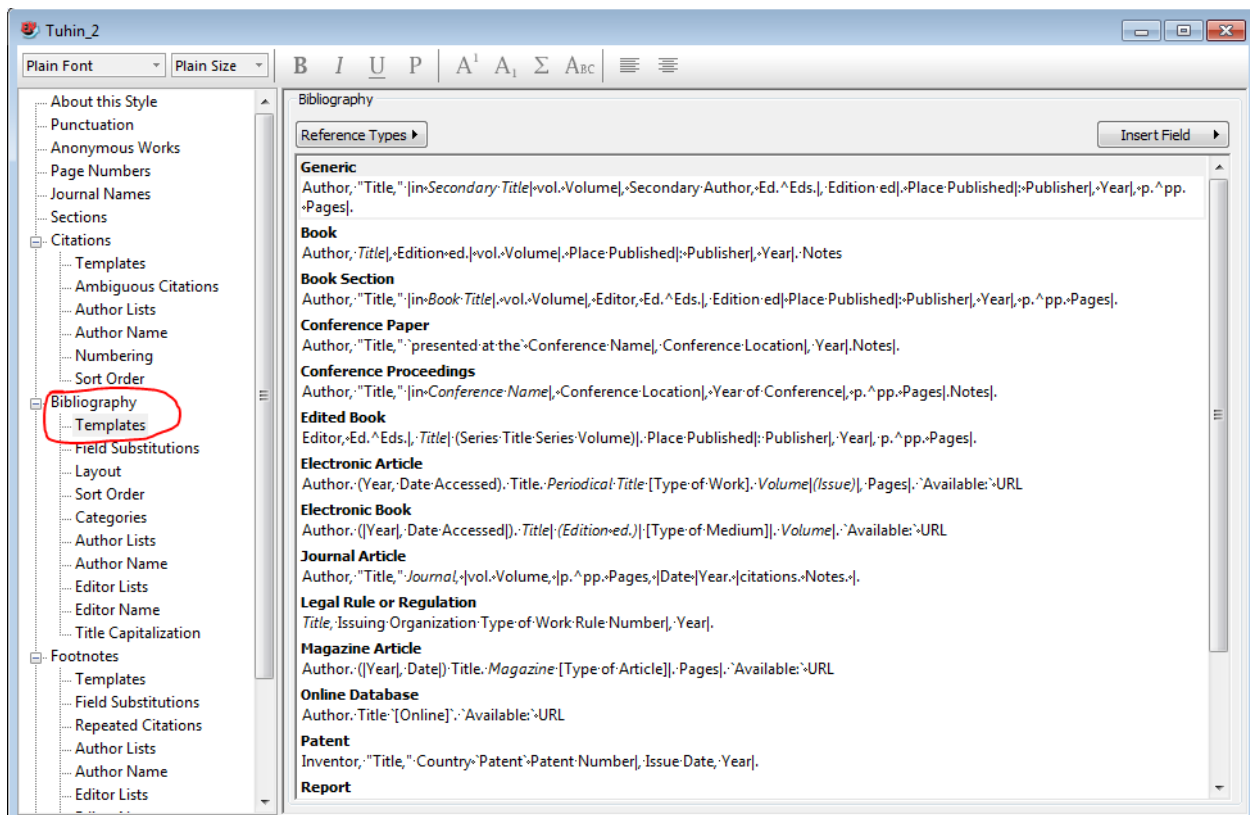


If you want to customize the citation style (the style of citation that will appear in your document), go to Edit > Output Styles > Open Style Manager...

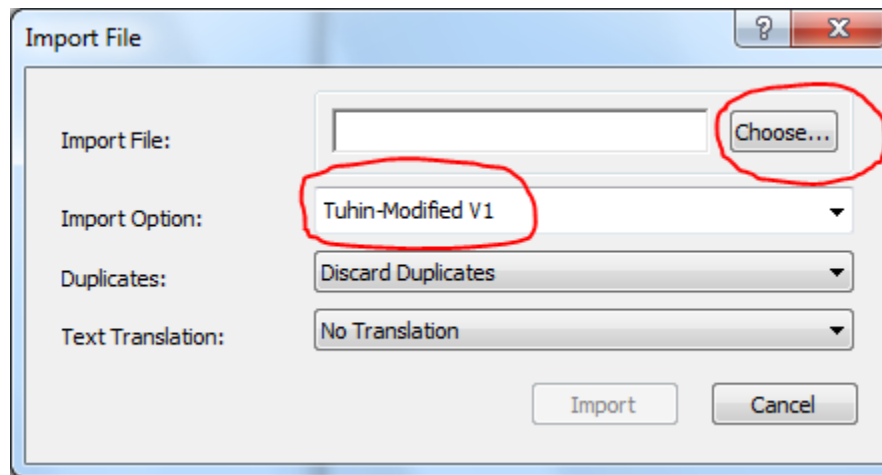
The window shown below will appear. Here already a customized style, "Tuhin_2" has been created. If you want to create new, select one of your most preferable format and then click on "Edit".



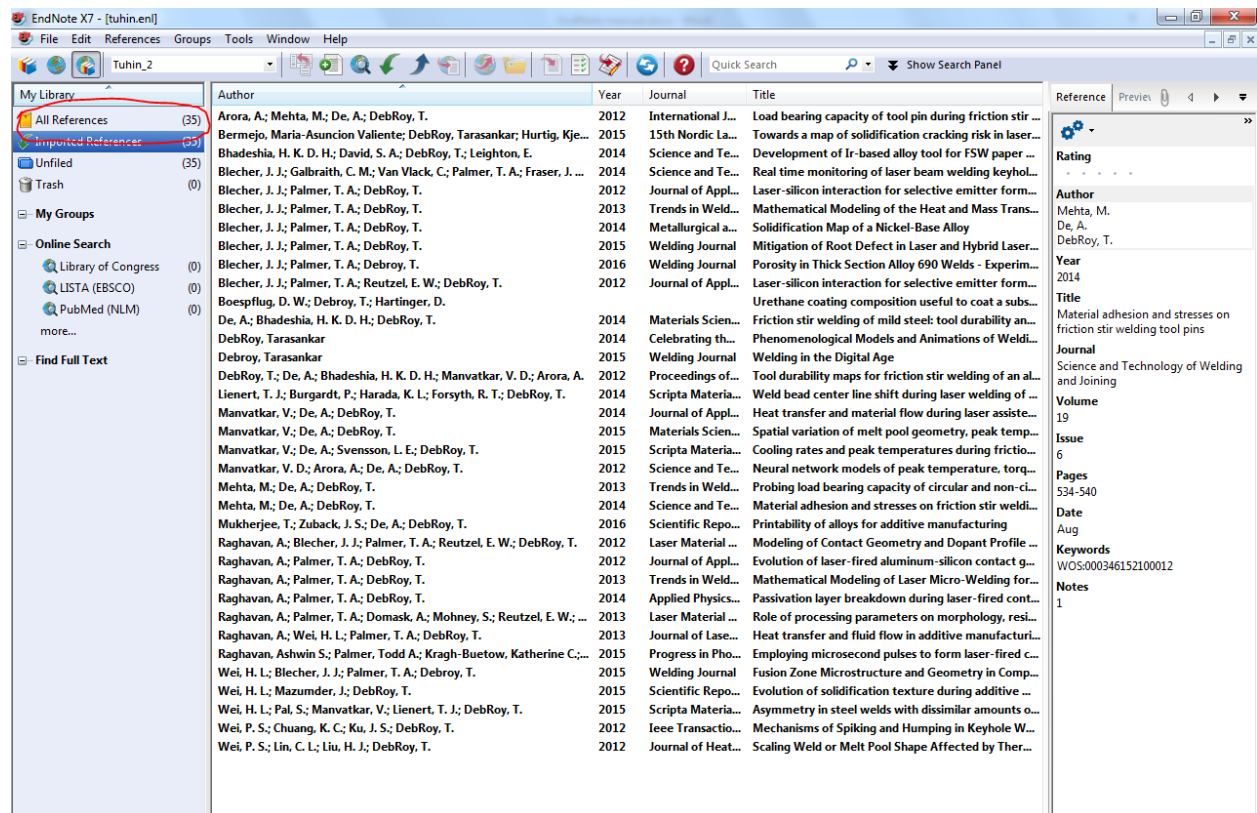
Clicking on “Edit” will show the window shown below. Click on “Templates” under “Bibliography” and edit the style.



After creating your own styles, now it is time to import the downloaded database from Web of Science. Go to File > Import > File...

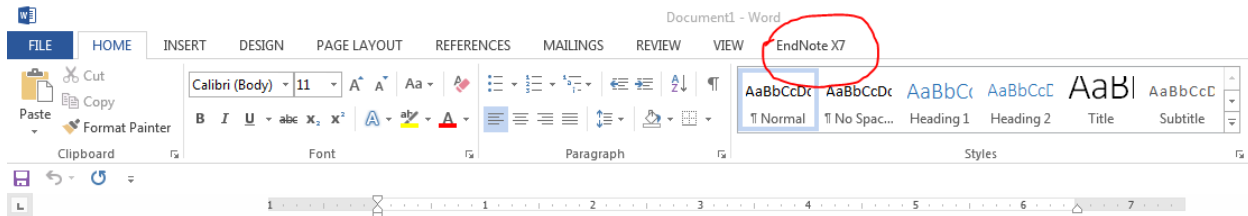


Browse the .ciw database file by clicking on “Choose...” Select your own customized import style from the drop down menu of “Import Option”. Here, “Tuhin-Modified V1” has been selected. Then click on “Import”. Here all 35 references have been imported.

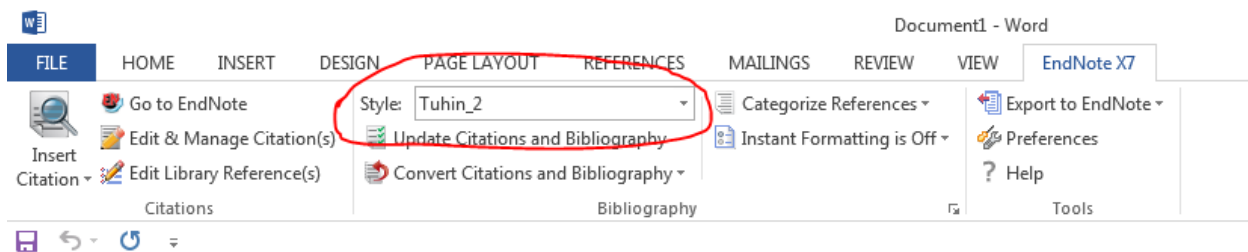


Step 2: Import citation in MS Word

While installing EndNote, MS Word will automatically create an add-in called “EndNote”.

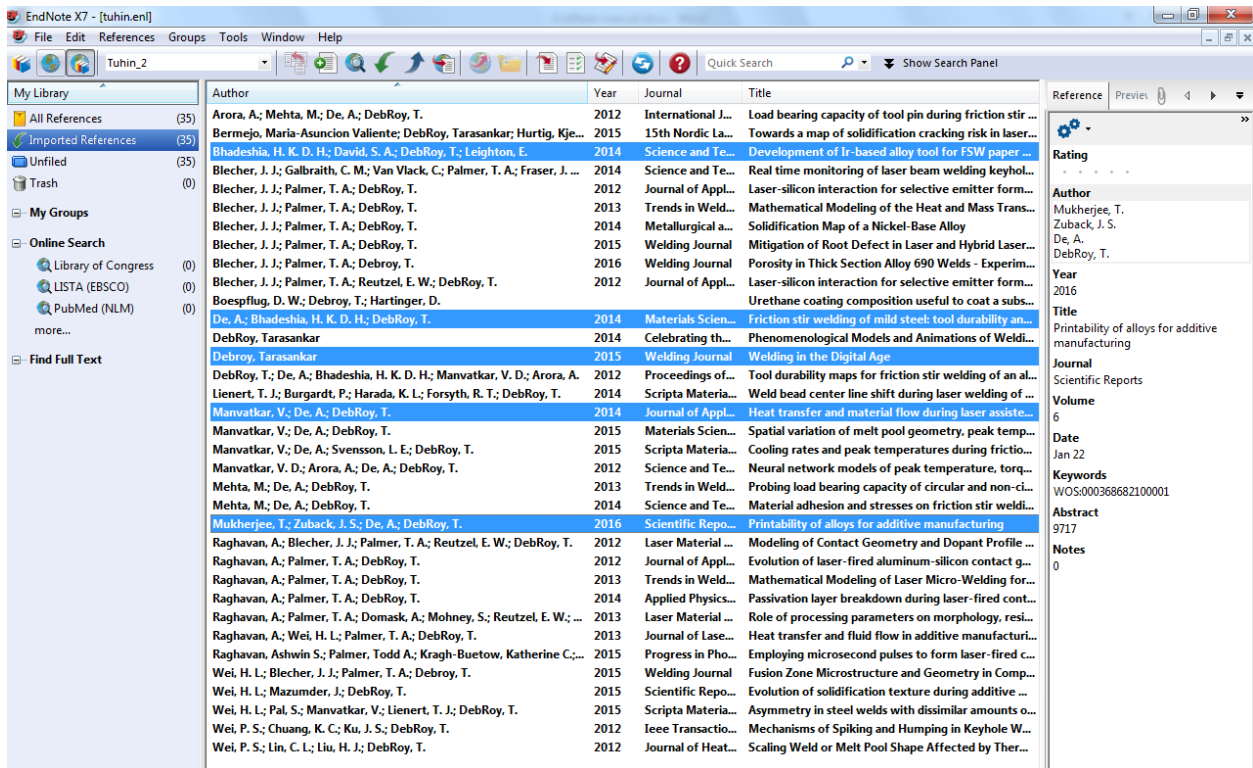


By clicking on it, all the citation options can be utilized.

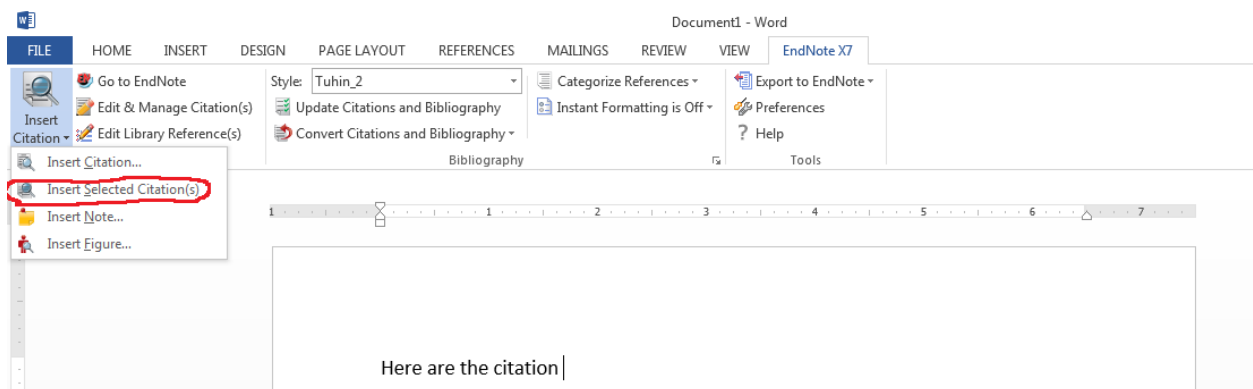


The customized citation output style is automatically selected (Tuhin_2). If not please select that from the drop down menu.

Go to EndNote and select the articles you want to cite. Here, 5 articles have been selected for example.



During the writing of the document you can put those citation. Click on “Insert Citations” > “Insert Selected Citations”.



All the 5 citations will be inserted in the word document as shown below.

Document1 - Word

FILE HOME INSERT DESIGN PAGE LAYOUT REFERENCES MAILINGS REVIEW VIEW EndNote X7

Go to EndNote
Edit & Manage Citation(s)
Edit Library Reference(s)

Style: Tuhin_2
Update Citations and Bibliography
Convert Citations and Bibliography

Categorize References
Instant Formatting is On

Export to EndNote
Preferences
Help

Citations Bibliography Tools



Here are the citation [1-5]

- [1] H. K. D. H. Bhadeshia, S. A. David, T. DebRoy, and E. Leighton, "Development of Ir-based alloy tool for FSW paper wins the inaugural Science and Technology of Welding and Joining Best Paper Prize," *Science and Technology of Welding and Joining*, vol. 19, pp. 1-1, Jan 2014. citations. 0.
- [2] A. De, H. K. D. H. Bhadeshia, and T. DebRoy, "Friction stir welding of mild steel: tool durability and steel microstructure," *Materials Science and Technology*, vol. 30, pp. 1050-1056, Sep 2014. citations. 4.
- [3] T. Debroy, "Welding in the Digital Age," *Welding Journal*, vol. 94, pp. 58-64, Apr 2015. citations. 0.
- [4] V. Manvatkar, A. De, and T. DebRoy, "Heat transfer and material flow during laser assisted multi-layer additive manufacturing," *Journal of Applied Physics*, vol. 116, Sep 28 2014. citations. 6.
- [5] T. Mukherjee, J. S. Zuback, A. De, and T. DebRoy, "Printability of alloys for additive manufacturing," *Scientific Reports*, vol. 6, Jan 22 2016. citations. 0.